

## Global® LP 1970 series – Postbed shoe machines

### TECHNICAL SPECIFICATIONS

Machine speed\*  
**up to 3000 spm**

Stitch type  
**301**

Number of needles  
**1 or 2**

Stitch length  
**up to 7 mm**

Feed type  
**reversible needle,  
top driven roller and  
wheel feed**

Needle type  
**134 R**

Bed type  
**postbed**

Roller presser  
**standard 35 mm ø**

**LP 1971 / LP 1972** - New high speed, single/double needle postbed machines with reversible top driven roller, wheel and needle feed with standard hook.  
**LP 1971 AUT/LP 1972 AUT** - Same as LP 1971/LP 1972, but with automatic underbed thread trimmer, automatic back tack and presser foot lift.  
**LP 1971 LH/LP 1972 LH** - Same as LP 1971/LP 1972 but with large hook(s).  
**LP 1971 LH-AUT/LP 1972 LH-AUT** - Same as LP 1971 LH/LP 1972 LH, but with automatic underbed thread trimmer, automatic back tack and presser foot lift.

### **MAQUINAS DE CALZADO CON RETROCESO**

**LP 1971/LP 1972** - Máquina columna de alta velocidad de 1 / 2 agujas con arrastre por ruleta accionada con retroceso, agujas acompañantes y dientes circulares.  
**LP 1971 AUT/LP 1972 AUT** - La misma que LP 1971/LP 1972, pero equipada con cortahilos, remate automático y alza-prensatejas.  
**LP 1971 LH/LP 1972 LH** - La misma que LP 1971/LP 1972, pero equipada con garfio grande.  
**LP 1971 LH-AUT/LP 1972 LH-AUT** - La misma que LP 1971 LH/LP 1972 LH, pero equipada con corta-hilos, remate automático y alza-prensatejas.

### **SCHUH-NÄHMASCHINEN AUCH RÜCKWÄRTS NÄHEND**

**LP 1971/LP 1972** - Neue Hochgeschwindigkeits-, Einnadel-/Zweinnadel Säulenmaschine mit oben angetriebenem Rollfuß, auch rückwärts nähend. Fuß- und Nadeltransport, mit normalen Greifer.  
**LP 1971 AUT/LP 1972 AUT** - Baugleich mit LP 1971/LP 1972, jedoch mit Fadenabschneider- und Verriegelungsautomatik und automatischem Presserfuß.  
**LP 1971 LH/LP 1972 LH** - Baugleich mit LP 1971/LP 1972, jedoch mit Grossem Greifer.  
**LP 1971 LH-AUT/LP 1972 LH-AUT** - Baugleich mit LP 1971 LH/LP 1972 LH, jedoch mit Fadenabschneider- und Verriegelungsautomatik und automatischem Presserfuß.














### **MACHINES CHAUSSURES AVEC MARCHÉ ARRIÈRE,**

**LP 1971/LP 1972** - Nouvelle machine pilier à une/deux aiguilles - marche arrière entraînement par griffe, aiguille et pied à roulette - crochet standard.  
**LP 1971 AUT/LP 1972 AUT** - Identiques aux modèles LP 1971/1972, mais avec coupe-fil et arrêts automatiques. Et revalage de pied presseur.  
**LP 1971 LH/LP 1972 LH** - Identiques aux modèles LP 1971/1972, mais avec crochets à grande capacité.  
**LP 1971 LH-AUT/LP 1972 LH-AUT** - Identiques aux modèles LP 1971 LH/1972 LH, mais avec coupe-fil et arrêts automatiques. Et revalage de pied presseur.

## Global® LP 1970 Series

New single and double needle postbed machines for the shoe industry. These unique machines are equipped with automatic or manual back tack on the lower and upper feed as well as on the needle feed. These newly designed machines are easy to maintain and very flexible to operate.

### Specifications for the basic LP 1970 series

LP machines	1971	1971-LH	1971 AUT	1971 LH-AUT	1972	1972-LH	1972 AUT	1972 LH-AUT
 nr. of needles	1	1	1	1	2	2	2	2
 needle type	134 LR	134 KKLR	134 LR	134 KKLR	134 LR	134 KKLR	134 LR	134KKLR
 needle size	80-110	160-190	80-110	160-190	80-110	140-160	80-110	140-160
 needle hole width (mm)	1.5	2.4	1.5	2.4	1.5	2.4	1.5	2.4
 manual reverse	standard	standard	standard	standard	standard	standard	standard	standard
 electric solenoid reverse	-	-	•	•	-	-	•	•
 electric solenoid presser foot lift	-	-	•	•	-	-	•	•
 thread trimming device	-	-	•	•	-	-	•	•
 vertical hook	standard	large	standard	large	standard	large	standard	large
 max. stitch length (mm)	5	7	5	7	5	7	5	7
 lower feeding wheel teeth (mm)	0.4	1.2	0.4	1.2	0.4	1.2	0.4	1.2
 needle gauge (mm)	-	-	-	-	1.6	2.4	1.6	2.4
 machine speed* (spm)	3000	1600	3000	1600	2500	1200	2500	1200










LP 1970 series.  
Standard equipped with manual reverse

### Special features

- Unique lubrication system
- Automatic and/or manual back tack
- 8 - 11 mm short cut of thread trimmer
- Max. thickness of sewing goods: 8 mm
- Max. foot lift: 13 mm
- Needle bar stroke: 40 mm
- Sewing and trimming thread up to size 10
- All automatic functions by solenoids
- Built-in safety clutch
- Simple to maintain
- All machines are equipped with 35 mm ø top roller
- All important adjustments via handwheel
- All machines are equipped with vertical standard or large hook(s)

### Extra available subclasses

LP 1970 Subclass	L	LH - L	LH - LM	LH - M
 needle size	60 - 80	60 - 80	80-110	110 - 140
 needle hole width (mm)	1.2	1.2	1.5	2.0
 needle gauge (mm)	1.2	1.2	1.6	2.0
 max. stitch length (mm)	3	3	5	5
 lower feeding wheel teeth (mm)	0.4	0.4	0.4	0.6
 machine speed* single needle (spm)	3500	3000	2500	2000
 machine speed* double needle (spm)	3000	2500	2000	1600
L = light material / LM = light / medium material / M = medium / heavy material				

★ Max. sewing speed (in spm.) depends on type of operation and/or materials to be sewn.

The GLOBAL® Selection is brought to you by:

GLOBAL® is a trademark of the Global International Corporation, the people that carefully organize the supply of spareparts before they launch each product.

When ordering parts please specify:

- 1 machine model
- 2 part numbers